



Features:

- ▶ Ultra bright LED display
- ▶ Site Programmable CT and PT ratio (Primary and Secondary)
- ▶ True RMS measurement
- ▶ Password protection
- ▶ Harmonic measurement (Total & Individual)
- ▶ Auto ranging
- ▶ Universal Auxiliary supply
- ▶ Optional features
 - a) Computer interface RS485
 - b) 60A direct current (External CT)



Advantages:

- ▶ Energy Management System
- ▶ To caution on the Extra Energy Consumption
- ▶ To identify in efficiency of Machine/Man
- ▶ Power Billing

Applications:

- ▶ Energy Audit
- ▶ Control Panel
- ▶ Distribution System
- ▶ Generator Sets

Measuring Parameters

- ▶ V_{L-L} (Individual/Average)
- ▶ V_{L-N} (Individual/Average)
- ▶ Current (Individual/Average)
- ▶ Power factor (Individual/Average)
- ▶ Frequency
- ▶ Maximum Demand: (kW, kVA)
- ▶ Import Energy (Active, Inductive reactive, Inductive Capacitive and apparent)
- ▶ Export Energy (Active, Inductive reactive, Inductive Capacitive and apparent)
- ▶ Load hour (Import and Export)
- ▶ ON hours (time for which meter is on with or without load)

Supply Voltage

Auxiliary Supply	90-270V AC/DC (±15%)
Frequency	50/60 Hz

Display

Display	4 rows of 4 digits, 7 segment LED Display
Digit Height	0.39" (9.9mm)
Display Scrolling	Automatic/Manual

Settable Parameters

C.T. Primary	1/5A to 10000A (Programmable)
C.T. Secondary	1/5A (Programmable)
P.T. Ratio	Programmable upto 132 kV
Display Reset	Energy

Input Specifications

Electrical Connection	3Ø-4 wire/1Ø-2 wire
Input Voltage Range	0-500V AC (L-L)
Input Current Range	0.015A-6A AC/Direct 60A (Optional)
Frequency	50/60 Hz
Resolution	<ul style="list-style-type: none"> ▶ Energy 0.01 kWh ▶ Power factor: 0.001 ▶ Frequency: 0.01 Hz ▶ Voltage: Autoranging ▶ Current: Autoranging ▶ Power: Autoranging
Accuracy	<ul style="list-style-type: none"> ▶ Voltage ±0.5% of F.S. ▶ Power factor ±0.5% ▶ Frequency ±0.1% ▶ Power (Active, Reactive and Apparent): 1% ▶ Energy (Active, Reactive and Apparent): Class 1
Burden	Auxiliary supply: 3 VA max per input Voltage: 0.2 VA max per input Current: 0.2 VA max per input

Output Specification

Communication	RS485 (Optional)
---------------	------------------

Environmental Specifications

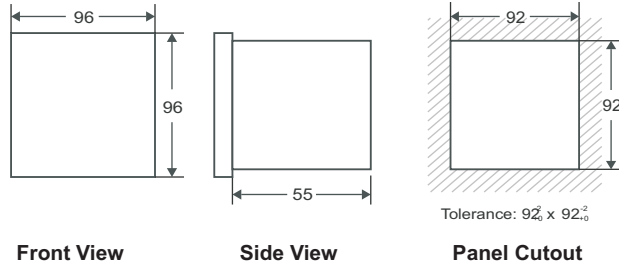
Temperature	Operating : -10° to 55°C Storage : -20° to 75°C
Humidity	< 95% RH

Mechanical Specifications

Mounting	Flush Mounting with Side Clamps
Weight	280 gms
Enclosure	ABS Thermoplastic

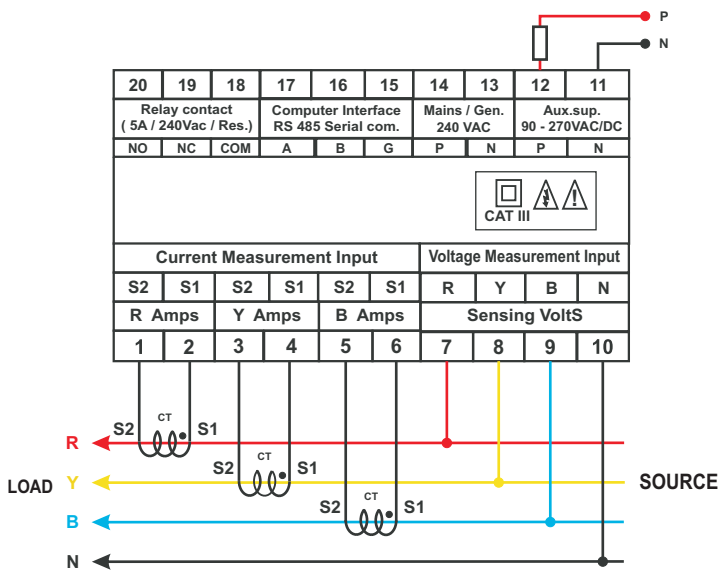


Dimension

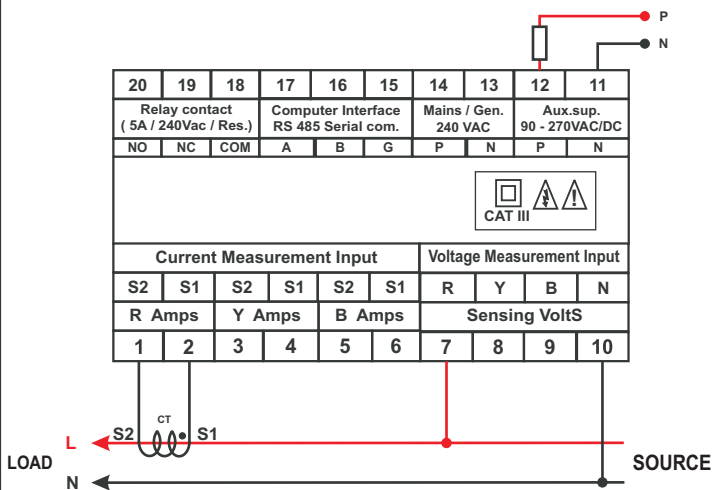


Connection Diagram

3Ø 4 Wire LOAD



1Ø 2 Wire LOAD



Ordering Information

Ordering Code	Current Rating
VIPS 84D	0-5A, CT programmable