



Features:

- ▶ Current display in percentage
- ▶ User settable trip level and timer delay
- ▶ Panel mount
- ▶ CBCT open circuit detection
- ▶ CBCT available in various sizes
- ▶ Compliance with IEC 947-1



Advantages:

- ▶ Door mount
- ▶ Protects human life
- ▶ Constant leakage current detection
- ▶ Fewer nuisance trips

Applications:

- ▶ Generator Control Panel
- ▶ Distribution Control Panel
- ▶ Protection Control Panel

Input Specification

Status	Normally de-energised
Reset	Manual

Output Specifications

Trip Relay Output	80-90% of Range 1 SPDT switch NO (5A and 240V AC) NC (5A and 240V AC).
Alarm Relay Output (Optional)	50% of Range 1 SPDT switch NO (5A and 240V AC) NC (5A and 240V AC)
Relay Contacts	1 potential free contact (NO,C & NC)

Functional Specifications

Set Point	0.03, 0.10, 0.30, 0.50, 1.0, 3.0, 5.0, 10.0, 20.0 & 30.0 A
Power ON Delay	Approx. 1 sec
Trip time Delay	0.04 to 10 sec (range)
CBCT Sizes	35mm, 70mm, 120mm and 210 mm any other circular/rectangular size on request

Supply Specifications

Supply Voltage	90-270V AC/ DC (±15%)
Supply Frequency	50/60 Hz
Power Consumption	3VA max.

Environmental Specification

Operating Temperature	-10°C to 70°C
Storage Temperature	-20°C to 50°C
Humidity	Up to 95% RH

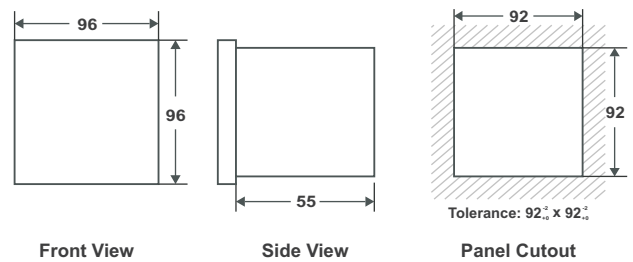
Mechanical Specification

Weight	228 g
Dimensions	96X96X48mm (WxHxD)
Mounting	Door Mount
Enclosure	ABS Thermoplastic

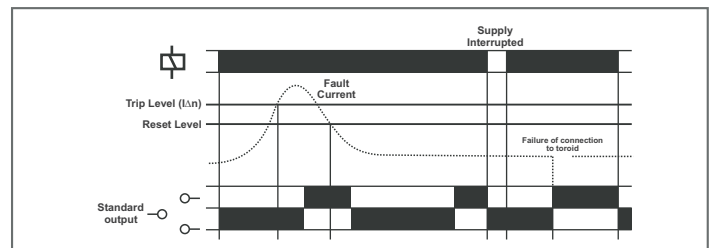
User Settable Parameters

Range Set	0.03, 0.10, 0.30, 0.50, 1.0, 3.0, 5.0, 10.0, 20.0 & 30.0 A
Delay Set	0.04, 0.06, 0.15, 0.25, 0.5, 0.8, 1, 2.5, 5, 10 Sec

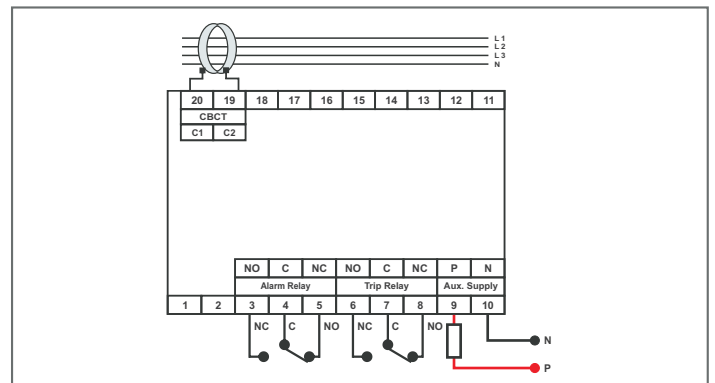
Dimension



Functional Diagram



Connection Diagram



Ordering Information

Ordering Code	Description
VIPS 98PF	Flush mounted digital ELR, current rating 30 mA- 30 A, SMPS based